


The Disaster in Talae Nok village



“My village is located on the beach, surrounded by the lush green Talae Nok Mountains. There are streams running down from the mountains to join the winding brackish canal that flows into the sea. On the sides of the canal, there are fertile mangroves that nurture the lives of all animals here. From the canal, my parents sail their boat to fish in order to make a living. But do you know that in such a beautiful and abundant village like this, many types of hazards can occur. There can be floods, earthquakes, soil erosion, tsunamis, storms, forest fires, contagious diseases, drugs, terrorism, robberies and thefts. All these could harm and cause damage to our community. They are called ‘hazards’.



“The worst kind of hazard that can occur without any advance notice is a tsunami. In 2004, it destroyed nearly 200 acres of land and took away almost 50 lives. Houses and fishing equipment were gone. The losses and impact were so devastating that we called the situation a ‘disaster.’”

“But if a tsunami hits a community that is well-prepared, for instance, with a warning system, knowledge about tsunamis, and a disaster preparedness plan, etc., the impact will not be as devastating. That’s what I’m hoping for.”

“Hello, my friends! Let’s try some fun activities on the following pages to learn how we can be prepared to respond to a tsunami.”



“If the tsunami did not cause a great impact on lives and properties and people still felt confident to continue their usual activities, we wouldn’t call it a disaster.”

Pyramid Game

Find the correct answers for these questions. They will lead you to the survival bag that will be useful for you during a tsunami.



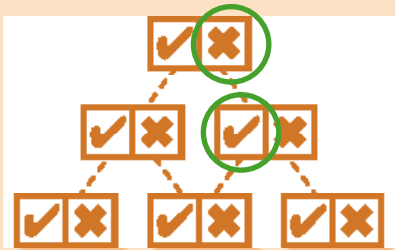
Instructions

For each question, choose the answer 'right' or 'wrong' and circle your answer.

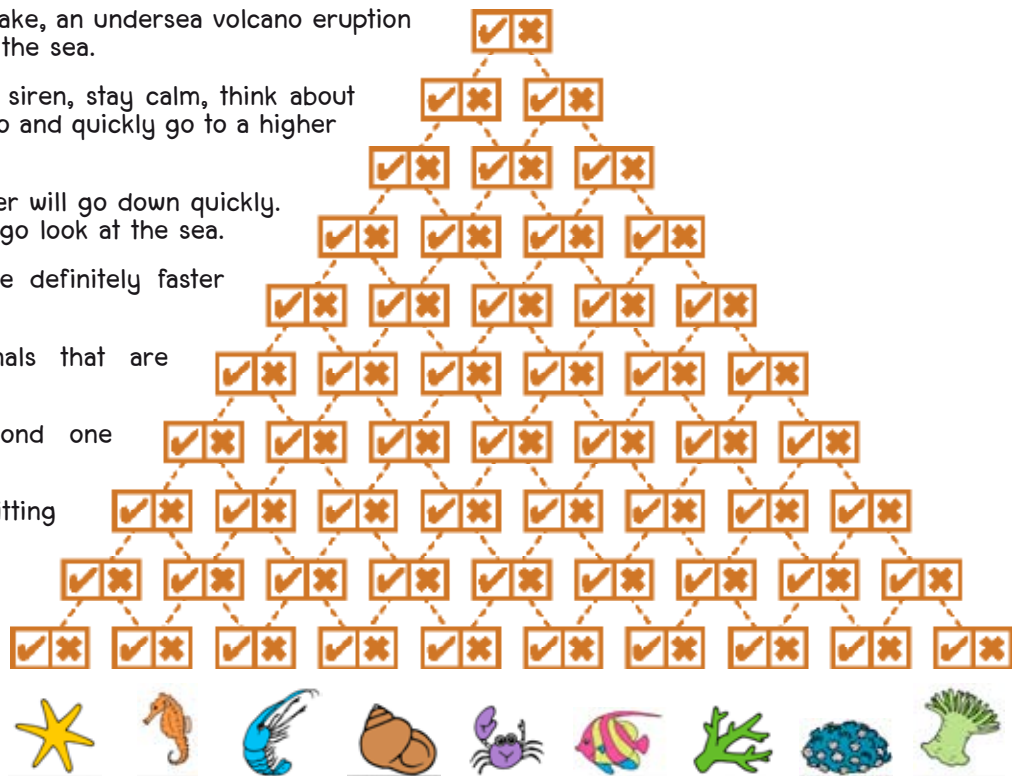
Then, follow the dashed line to the next question and find your answer again. Continue until you reach the survival bag.

You can try as many times as you like in order to finally get to the survival bag!

Example



1. A tsunami is caused by an earthquake, an undersea volcano eruption or a giant meteorite that falls into the sea.
2. Once you hear a tsunami warning siren, stay calm, think about instructions on what you have to do and quickly go to a higher place.
3. Before a tsunami hits, the sea water will go down quickly. Before doing anything, we should go look at the sea.
4. The World Runner Champions are definitely faster than tsunami waves.
5. Tsunami waves can go to canals that are connected to the sea.
6. Tsunami waves cannot go beyond one kilometer on land.
7. A tsunami means one big wave hitting the shore.
8. A tsunami can occur in both deep sea and near coasts.
9. A tsunami will not occur again.




Answer 1. ✓, 2. ✓, 3. ✓, 4. ✗, 5. ✓, 6. ✗, 7. ✗, 8. ✓, 9. ✗, 10. ✗

Come help Rat prepare his survival bag!

For an emergency situation where we have to run away when a disaster occurs, one very useful thing to be prepared with is a survival bag. All we need to do is pack our bag and put it in a place where we can easily reach it. Among the items below, which ones do you think should be in the bag? Draw a circle around the picture you think is best and explain your reasoning. We'd like to hear whether your idea is similar to Rat's.



- If you decide to take all items, your survival bag will have to be as big as your house! How will you carry it while running from a tsunami? Imagine what would happen during a disaster if you did not know which necessary items should be carried with you. What should be prepared then?




- During a disaster, you may get injured or become ill. Medicine and a first aid kit can be very useful.
 - If the disaster occurs during the night, you will need a flashlight. Don't forget to bring the batteries too!
- Dried food, canned food or instant noodles will be useful when you are hungry. It will help to give you some energy.
- Tsunami waves may leave salt water or mud in ponds and water resources; you should prepare clean water for drinking.
- If you have to flee far from your community, candles and lighters are useful when you want to cook or light a fire to keep yourself warm.
- A cup, spoon, plate and some personal necessities such as soap, toothpaste, toothbrush, a towel and a set of clothes will make things easier for you.
- A tsunami may destroy your house including important documents. You should photocopy you family's official documents and keep them in a plastic bag.



There are also a few other items to put in the bag. Some people put some money in it. Some decide that a prayer book is important. Some think they should keep their relatives' phone numbers in it. It depends on what you need and how much you can carry. Most importantly, you must remember the Dos and Don'ts during a disaster. Remember that if your house is located in a hazardous zone, you don't have to run back to get this survival bag if you are already in a safer place.

Let's get to know 'tsunamis'



1. A tsunami can occur when a giant meteorite falls into the sea or there is a great earthquake under the sea




3. When disaster monitoring agencies find out that a giant meteorite is coming towards the earth or there will be an earthquake or an undersea volcano eruption, they will send warning signals to communities in risk areas so that the communities can take action according to the disaster response plan.



4. Once we receive a warning, we must remain calm. Check where all the family members are and have everyone stay together and be prepared.

5. Recall the evacuation plan and strictly follow the steps as rehearsed.




or an undersea volcano erupts.

2. These three incidents could cause strong waves that will hit the shore, or in other words, a 'tsunami.'



Progress reports will be made intermittently via community and official media sources until the situation becomes safe.



6. Those living in hazardous zones must take the evacuation routes immediately and join others at the safe place.

7. Wait until there is an official announcement that it's safe to return.

game

Evacuation Routes

Let's help guide each of the animals scattered in different places to the refuge shelters before they are harmed by the tsunami. Please draw a line along the safest paths on the map to lead them to safety.

Announcement

A warning was just been issued by the National Disaster Monitoring Center stating that a very strong undersea earthquake just occurred and a tsunami may hit the Andaman Coast of Thailand in about an hour. Those in tsunami risk areas must evacuate to safe places immediately. Please keep up with the news closely. There will be further intermittent reports.

Significant symbols



Mountain



Canal



Pond



Mangrove forest




Beach forest



House



School



If you take a close look, you will find that there are many places in the village that are safe from a tsunami. However, we must prepare the place to be ready for gathering a large number of people, be clear where the evacuation paths are, and make sure that they won't be dangerous to take during a disaster. Depending on their careers and livelihood, villagers will be located in different spots in the village; individual community members therefore must study the evacuation routes that are closest to their workplace and home. Family members must be told that if there is enough time, they must try to run to the furthest refuge center from the sea, but if not, they should go to the closest refuge center for the time being.



- 
 ศาลาหลบภัย
 Refuge shelter
- 
 Disaster Warning Tower
- 
 Mosque
- 
 Boat
- 
 Hazardous areas during tsunami
- 
 Risk areas for children during tsunami
- 
 Safe areas for children during tsunami

Imagine you and your friends are from Baan Talae Nok Village. Let's find some coins and dice to play the 'Anaconda' game and see what kind of incidents or constraints you will face. The purpose of this journey is to get furthest away from the head of the anaconda, which is equivalent to the most dangerous place during tsunamis – the beach. You must try to reach its tail as fast as you can since it is a safe place – like a hill.



42

You forget your survival pack.
Take 6 steps back.

43

44

45

While in panic, you run in no particular directions and fall into the water.
Sswerve down the snake to No. 37.

46

41

40

39

38

In an emergency situation, the village headman calls for a meeting at 44.
Climb the stairs up!

37

36

35

After hearing the news that a tsunami is coming, you panic and are unable to do anything.
Withhold your next turn!

13

14

You are playing in a hazardous area without informing your parents.
Take 10 steps back.

15

12
While running away from the tsunami, you fall into the water.
You lose your next turn!

16

You go around warning friends that the tsunami is coming. You help rescue many lives!
Go up stairs to 46.

17

11

10

9

While you are in a tsunami risk zone, you hear a warning siren but don't take the evacuation route immediately so the wave takes you
back to where you started!

8

You run up to a higher place after seeing the sea water dry up in an unusual way.
Go up the stairs to 15.

7

6

5

You and your friends help one another clear evacuation routes so all of you can run faster and easier.
Go up the stairs to 19.

4

Start

1

2

3

You've gone to a dangerous place during the tsunami and didn't read the warning signboards.
You lose your next turn!

60

**Hurray!
You are
safe now!**

59

58

You run too fast,
get too exhausted
and then faint.
**Fall down
the snake
to 30.**

57

56

You go for a monthly
meeting at the village
headman's house to
get updated news and
information.

**Continue
3 steps to 59.**

55

49

After
the tsunami, you
have clean water
to drink so you
have energy
**to continue
walking
another
4 steps.**

48

51

52

53

54

You never
practiced the evacuation drill
so you get lost on the way.

**Swerve down
the snake to 29.**

34

33

You see the sea
water go down
quickly so you run
to a higher place.

**Go up
stairs to
48.**

32

The
tsunami's
coming but you are
still packing your
belongings.

**Swerve down
the snake to
20.**

31

You conduct the disaster
evacuation drill regularly.

You must be rewarded!
**Go up stairs to
51.**

30

29

28

You help plant a mangrove
forest that could protect
the village from storms
and waves. Good work!

**You can jump
right to 37.**

27

18

19

20

21

22

23

24

25

26

While fleeing the
tsunami, you stumble
over a rock and fall.
**You lose your
next turn.**

The Anaconda

Getting to know vulnerable groups, capacities and resources.

We, both children and adults, are like the animals in 'The Alert Rabbit' tale. Each of us has different habits and behave differently. Incidents that occurred in this story actually happened in Baan Talae Nok Village.



Take a look at the frames below and draw symbols as follows:

- For an animal whose behavior may cause harm to him/herself if a tsunami actually comes, check **X**
- For an animal whose behavior could help keep him/herself and others safe during a disaster, check **✓**
- For an object, building or place that could help us survive and be safe during a disaster, draw **♥**

Example

<p>Rabbit</p> <p>Being an alarmist and careless, he gets so panicked that he makes the others panic too.</p>	<p>Mother Goat</p> <p>She makes an agreement with her family about where to run and meet each other.</p>	<p>Siren tower</p> <p>When there is the possibility that a disaster will happen, it can be heard even in a far-away place.</p>	<p>Butterfly</p> <p>Being worried about her property, she is still busy packing while everyone flees.</p>	<p>Rat</p> <p>He prepares a survival bag in advance in case of any emergency.</p>
<p>Evacuation route map</p> <p>It tells us which way to run in order to reach safer places.</p>	<p>Elephant</p> <p>He volunteers to clear evacuation routes so that other animals can use it too.</p>	<p>Little Frogs</p> <p>They like to go play far away from home without informing their parents.</p>	<p>Radio</p> <p>It keeps us updated on information and news about disasters.</p>	<p>Village Headman Ant</p> <p>He helps the animals develop their village's evacuation plan.</p>
<p>Students</p> <p>The little frogs and Baby Goat learn about disasters from their school and pass it on to the villagers.</p>	<p>Frog Parents</p> <p>They discuss and make an agreement with their children about what to do if a disaster occurs.</p>	<p>Evacuation Drill</p> <p>Children and adults can practice evacuating according to the plan; what to do and how to do it.</p>	<p>Grandpa and Grandma Cows</p> <p>Thinking that they are too old and can be a burden to others, they decide to die at home.</p>	<p>Evacuation Center</p> <p>Each evacuation route leads us to an evacuation center; a safe place during a disaster.</p>



We call this group the **'Vulnerable Group.'** When a disaster occurs, they are at risk of great danger because they are physically weaker than other people, lack knowledge, lack the opportunity to get information or support, have negative or incorrect attitudes, and/or have risky behaviors. However, if they are provided with sufficient information and support, their weaknesses can be turned into strengths and they can survive the disaster.



We call this group the **'Capacities Group.'** They are strong. They have skills and knowledge about how to survive during a disaster. They prepare themselves in order to reduce risks from disasters. If they are given support to be well-prepared and managed, they will be able to help save other lives in the community too. For example, children who have knowledge can help pass it on to other villagers so that people are aware of disaster preparedness and risk reduction.



We call this group the **'Resources.'** They help us survive dangerous events/disasters. They could be educated people, or places and objects that we could use for disaster risk reduction.